

FIGURE 2.1 Floor framing plan.

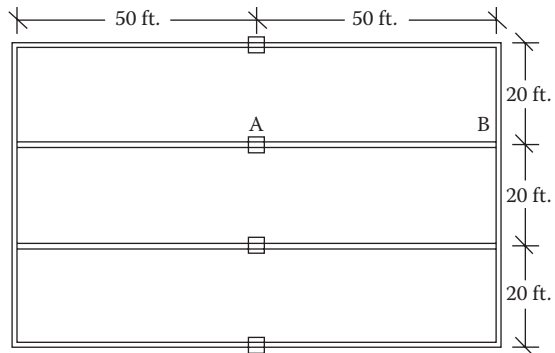


FIGURE P2.1 Framing plan for Problem 2.5.

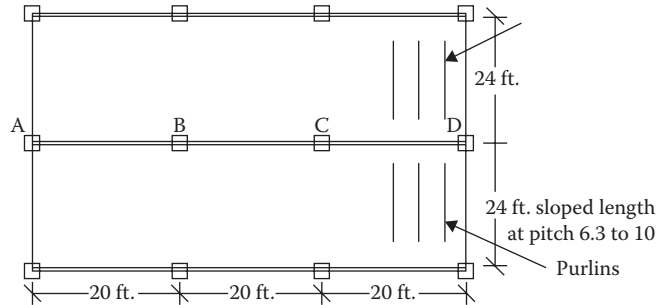


FIGURE P2.2 Roofing plan for Problem 2.11.

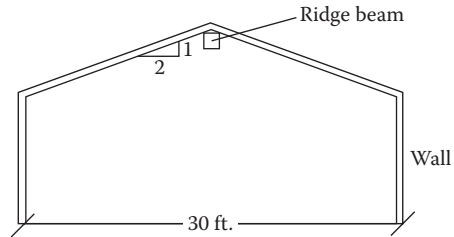


FIGURE P2.3 Side elevation of building for Problem 2.13.